

# MIGRATION IN AUSTRALIA: AN OVERVIEW



65,000 YEARS

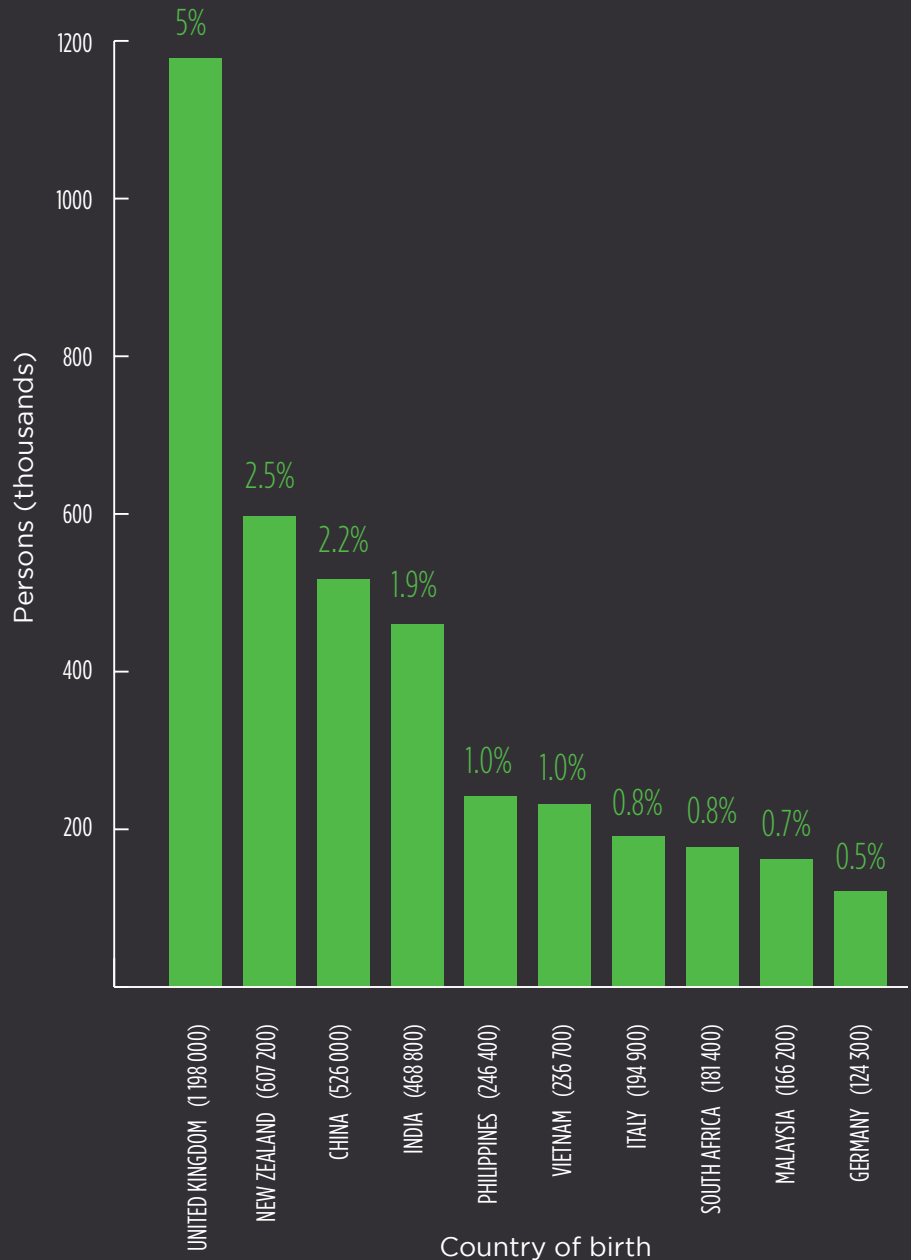
ABORIGINAL PEOPLE HAVE LIVED IN AUSTRALIA FOR AT LEAST 65,000 YEARS, ACCORDING TO THE LATEST ARCHAEOLOGICAL EVIDENCE<sup>2</sup>



49%

NEARLY HALF OF ALL AUSTRALIANS WERE EITHER BORN OVERSEAS OR HAVE AT LEAST ONE PARENT BORN OVERSEAS<sup>3</sup>

TOP 10 COUNTRIES OF BIRTH:



2 Kakadu find confirms earliest Australian occupation, University of Queensland, June 2017

3 Australian Bureau of Statistics, 2016 Census: Multicultural <<http://www.abs.gov.au/ausstats/abs@.nsf/mf/2071.0>>



7.5 MILLION

PEOPLE HAVE SETTLED HERE SINCE 1945

Australia is one of the world's major 'immigration nations' (together with New Zealand, Canada and the USA).<sup>4</sup>



85%

OF AUSTRALIANS BELIEVE THAT MULTICULTURALISM HAS BEEN 'GOOD FOR AUSTRALIA'<sup>5</sup>

ACCORDING TO THE ORGANISATION FOR ECONOMIC COOPERATION AND DEVELOPMENT (OECD)<sup>6</sup>:



MIGRATION CONTRIBUTES TO SPUR INNOVATION AND ECONOMIC GROWTH



MIGRANTS FILL IMPORTANT NICHES IN FAST-GROWING AND DECLINING SECTORS OF THE ECONOMY

MIGRANTS ARRIVE WITH SKILLS AND SIGNIFICANTLY CONTRIBUTE TO THE HUMAN CAPITAL AND LABOUR MARKET FLEXIBILITY OF RECEIVING COUNTRIES



2/3

OF AUSTRALIAN MIGRANTS ARE SKILLED

Up to 190,000 places are available each year, with skilled migrants comprising more than two thirds. Australia's Humanitarian Program comprises 18,750 places a year.<sup>4</sup>



MIGRANTS CONTRIBUTE MORE IN TAXES THAN THEY CONSUME IN BENEFITS AND GOVERNMENT GOODS AND SERVICES<sup>7</sup>

4 Migration to Australia: a quick guide to the statistics, Parliamentary Library, January 2016

5 Mapping Social Cohesion Report, Scanlon Institute, November 2016

6 Migration Policy Debates, OECD (2014)

7 Fact Sheet - More than 65 Years of Post-war Migration, Department of Immigration and Border Protection, August 2015

# THE FACTS ABOUT MIGRANT BUSINESS OWNERS




1/3

OF SMALL BUSINESSES IN AUSTRALIA  
ARE RUN BY MIGRANTS

This equates to at least  
620,000 migrant-owned  
businesses across the country.<sup>8</sup>

1.41 MILLION

AMOUNT OF PEOPLE  
EMPLOYED BY MIGRANT  
BUSINESS OWNERS  
ACROSS AUSTRALIA<sup>9</sup>



83%

OF MIGRANT BUSINESS OWNERS  
DID NOT OWN A BUSINESS BEFORE  
COMING TO AUSTRALIA



51%

HAVE A DEGREE OR HIGHER

compared to 38% of non-  
migrant business owners.



42%

ARE WORKING MORE THAN  
40 HOURS A WEEK

compared to 35% of non-  
migrant business owners.

52%

STARTED THEIR  
BUSINESS TO  
GAIN 'GREATER  
INDEPENDENCE'



REASONS FOR MOVING  
TO AUSTRALIA:

47%

QUALITY  
OF LIFE



34%

FAMILY



32%

CAREER  
OPPORTUNITIES



23%

MORE LIKELY TO HAVE STARTED  
THEIR BUSINESS TO 'TRY OUT  
AN INNOVATIVE IDEA'

compared to 16% of non-  
migrant business owners.



<sup>8</sup> Based on 2016 ASBFEO data

<sup>9</sup> Based on ABS employment data

STARTING BUSINESSES IN THESE INDUSTRIES:



22%

PROPERTY AND BUSINESS SERVICES



15%

RETAIL AND HOSPITALITY



14%

COMMUNITY SERVICES AND EDUCATION



47%

ARE FOCUSED ON GENERATING HIGHER REVENUE IN THE NEXT 5-10 YEARS

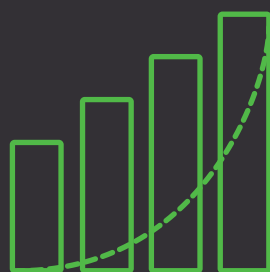
compared to 38% of non-migrant business owners.



1/3

PLAN ON HIRING NEW PEOPLE TO GROW THEIR BUSINESS

equating to the potential creation of 200,000 new jobs in the next 5-10 years.<sup>10</sup>



\$1.6 TRILLION

BY 2050 IT'S PREDICTED THAT AUSTRALIA'S POPULATION WILL REACH 38 MILLION AND MIGRATION WILL CONTRIBUTE \$1.6 TRILLION TO AUSTRALIA'S GDP

Moreover, migration will have added 15.7% to our workforce participation rate and 5.9% in GDP per capita growth.<sup>11</sup>

MIGRANT BUSINESS OWNERS ARE CONTRIBUTING TO THE COMMUNITY:



37%

ARE PROVIDING UNIQUE GOODS OR SERVICES

compared to 32% of non-migrant business owners.



25%

ARE PROVIDING TRAINING TO YOUNG PEOPLE

compared to 19% of non-migrant business owners.

<sup>10</sup> Based on CGU research finding that 33% of migrant business owners plan on hiring new people

<sup>11</sup> The Economic Impacts of Migration, Migration Institute of Australia, June 2016